



**Electrolux**  
PROFESSIONAL

**Modular Cooking Range Line  
thermaline 90 - 20 lt Well Freestanding  
Electric Pasta Cooker, 1 Side, H=800**

ITEM #

MODEL #

NAME #

SIS #

AIA #



589475 (MCKCFADDAO)

20lt electric pasta cooker,  
one-side operated

### Short Form Specification

**Item No.**

Unit constructed according to DIN 18860\_2 with 20 mm drop nose top and 70 mm recessed plinth. Internal frame for heavy duty sturdiness in 2 mm and 3 mm in 1.4301 (AISI 304). 2 mm top in 1.4301 (AISI 304). Flat surface construction, easily cleanable. THERM

### Main Features

- Constant water level refill.
- Automatic low-water level shut-off: no accidental over-heating.
- In addition to cooking pasta, the appliance can be used for noodles of every kind, rice, dumplings and vegetables.
- All major components may be easily accessed from the front.
- Easy to clean basin with rounded corners.
- THERMODUL connection system creates a seamless work top when units are connected to each other thus avoiding soil penetrating vital components and facilitating the removal of units in case of replacement or service.
- Metal knobs with embedded hygienic "soft-touch" grip for easier handling and cleaning. The special design of the controls prevents infiltration of liquids or soil into vital components.
- Raised edge all around the well to protect from infiltration of dirt from worktop.
- Automatic two-speed water refill regulated by water level sensor at maxim or minimum volume.
- Water temperature controlled by electronic sensor and can be selected as either temperature or power levels.
- Possibility of food re-generation thanks to electronic temperature control.
- Safety systems protect against overtemperature and can be manually reset.
- Large visible digital display manufactured in tempered glass to resist heat and chemicals, showing temperatures or power settings. The display also shows on/off status of the appliance and on/off status of the heating elements.

### Construction

- 2 mm top in 1.4301 (AISI 304).
- Unit constructed according to DIN 18860\_2 with 20 mm drop nose top and 70 mm recessed plinth.
- Flat surface construction with minimal hidden areas to easily clean all surfaces
- IPX5 water resistance certification.
- Water basin in 1.4435 (AISI 316L) stainless steel is seamlessly welded into the top of the appliance.
- Internal frame for heavy duty sturdiness in stainless steel.

### Sustainability

- Standby function for energy saving and fast



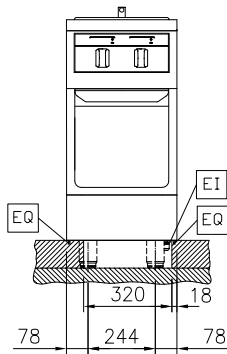
APPROVAL:



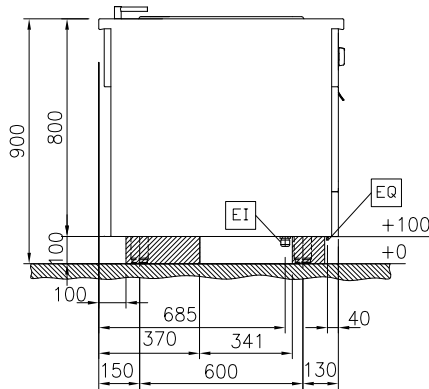
Experience the Excellence  
[www.electroluxprofessional.com](http://www.electroluxprofessional.com)

recovery of maximum power.

Front

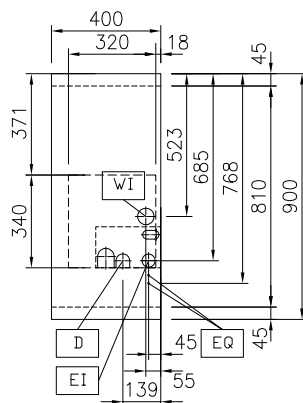


Side



D = Drain  
 EI = Electrical inlet (power)  
 EQ = Equipotential screw  
 WI = Water inlet

Top



#### Electric

Supply voltage: 400 V/3N ph/50/60 Hz  
 Total Watts: 6 kW

#### Water:

Incoming Cold/hot Water line size: 3/4"  
 Drain line size: 1"

#### Key Information:

Number of wells: 1  
 Usable well dimensions (width): 250 mm  
 Usable well dimensions (height): 330 mm  
 Usable well dimensions (depth): 400 mm  
 Well capacity: 18 lt MIN; 24.5 lt MAX  
 Thermostat Range: 40 °C MIN; 90 °C MAX  
 External dimensions, Width: 400 mm  
 External dimensions, Depth: 900 mm  
 External dimensions, Height: 800 mm  
 Net weight: 73 kg  
 Configuration: On Base; One-Side Operated

#### Sustainability

Current consumption: 8.7 Amps

### Optional Accessories

- |  |            |                          |  |
|--|------------|--------------------------|--|
| • Connecting rail kit, 900mm   | PNC 912502 | <input type="checkbox"/> | • ELECTRIC MAINSWITCH 25A 4mm2 PNC 913676 <input type="checkbox"/> |
| • Stainless steel side panel (12mm), 900x800mm, freestanding                     | PNC 912511 | <input type="checkbox"/> | NM FOR MODULAR H800  |
| • Portioning shelf, 400mm width  | PNC 912522 | <input type="checkbox"/> | ELECTRIC UNITS (FACTORY FITTED)                                    |
| • Portioning shelf, 400mm width  | PNC 912552 | <input type="checkbox"/> | • STAINLESS STEEL SIDE COVER PNC 913689 <input type="checkbox"/>   |
| • Folding shelf, 300x900mm   | PNC 912581 | <input type="checkbox"/> | PANEL, FLUSH 900X800MM LEFT/                                       |
| • Folding shelf, 400x900mm   | PNC 912582 | <input type="checkbox"/> | RIGHT  |
| • Fixed side shelf, 200x900mm  | PNC 912589 | <input type="checkbox"/> |  |
| • Fixed side shelf, 300x900mm  | PNC 912590 | <input type="checkbox"/> |  |
| • Fixed side shelf, 400x900mm  | PNC 912591 | <input type="checkbox"/> |  |
| • Stainless steel front kicking strip, 400mm width                               | PNC 912594 | <input type="checkbox"/> |  |
| • Stainless steel side kicking strips left and right, freestanding, 900mm width  | PNC 912621 | <input type="checkbox"/> |  |
| • Stainless steel side kicking strips left and right, back-to-back, 1800mm width | PNC 912627 | <input type="checkbox"/> |  |
| • Stainless steel plinth, freestanding, 400mm width                              | PNC 912916 | <input type="checkbox"/> |  |
| • Connecting rail kit, right   | PNC 912975 | <input type="checkbox"/> |  |
| • Connecting rail kit, left  | PNC 912976 | <input type="checkbox"/> |  |
| • Endrail kit, flush-fitting, left   | PNC 913111 | <input type="checkbox"/> |  |
| • Endrail kit, flush-fitting, right  | PNC 913112 | <input type="checkbox"/> |  |
| • 2 baskets for 20lt pasta cooker  | PNC 913135 | <input type="checkbox"/> |  |
| • 4 baskets for 20lt pasta cooker  | PNC 913136 | <input type="checkbox"/> |  |
| • Support frame for 4 baskets for 20lt pasta cooker                              | PNC 913138 | <input type="checkbox"/> |  |
| • Lid for 20lt pasta cooker  | PNC 913148 | <input type="checkbox"/> |  |
| • Endrail kit (12mm) for thermaline 90 units, left                               | PNC 913202 | <input type="checkbox"/> |  |
| • Endrail kit (12mm) for thermaline 90 units, right                              | PNC 913203 | <input type="checkbox"/> |  |
| • Stainless steel side panel, left, H=800, flush                                 | PNC 913224 | <input type="checkbox"/> |  |
| • Stainless steel side panel, left, H=800, flush                                 | PNC 913225 | <input type="checkbox"/> |  |
| • T-connection rail for back to back installations without backsplash            | PNC 913227 | <input type="checkbox"/> |  |
| • - NOT TRANSLATED -   | PNC 913232 | <input type="checkbox"/> |  |
| • - NOT TRANSLATED -   | PNC 913244 | <input type="checkbox"/> |  |
| • - NOT TRANSLATED -   | PNC 913251 | <input type="checkbox"/> |  |
| • - NOT TRANSLATED -   | PNC 913252 | <input type="checkbox"/> |  |
| • - NOT TRANSLATED -   | PNC 913255 | <input type="checkbox"/> |  |
| • - NOT TRANSLATED -   | PNC 913256 | <input type="checkbox"/> |  |
| • - NOT TRANSLATED -   | PNC 913259 | <input type="checkbox"/> |  |
| • - NOT TRANSLATED -   | PNC 913277 | <input type="checkbox"/> |  |
| • - NOT TRANSLATED -   | PNC 913278 | <input type="checkbox"/> |  |
| • - NOT TRANSLATED -   | PNC 913663 | <input type="checkbox"/> |  |
| • STAINLESS STEEL DIVIDING PANEL 900X800MM LEFT/RIGHT                            | PNC 913673 | <input type="checkbox"/> |  |